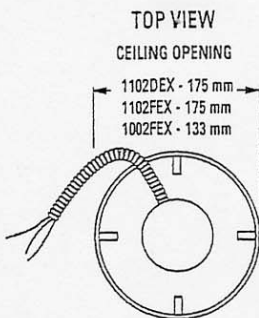
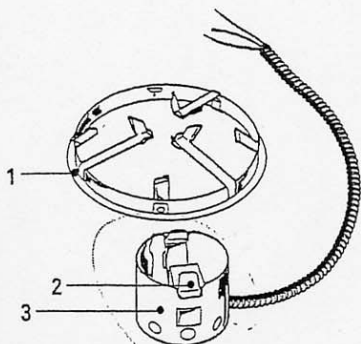


Fluorescent Frame-In Kits
 127 mm, 171 mm Apertures
 2 and 1 Light 13W Quad Tube

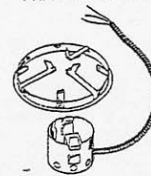
Lytecaster®
Recessed
Downlighting

1002FEX
 FOR EXPORT ONLY 0698

TYPE:



FRAME-IN KIT



REFLECTOR TRIM



171 mm Aperture: Complete Fixture consists of REFLECTOR TRIM & FRAME-IN KIT. Select each separately.

Frame-In Kit	Reflector Trims – See Individual Reflector Trim Specification Sheet						Enclosed Diffuser	Wall Washer
	Open Downlight							
	Cross Blade	Basic White	Baffles	Satin Cone	Alzak Reflector	Alzak Cone		
<input type="checkbox"/> 1102DEX (2 Light)	<input type="checkbox"/> 1132 <input type="checkbox"/> 1132A	<input type="checkbox"/> 1170M1 <input type="checkbox"/> 1171	<input type="checkbox"/> 1105 <input type="checkbox"/> 1105WH <input type="checkbox"/> 1175 <input type="checkbox"/> 1176 <input type="checkbox"/> 1176WH <input type="checkbox"/> 1179M1 <input type="checkbox"/> 1179WH	<input type="checkbox"/> 1108 <input type="checkbox"/> 1110	<input type="checkbox"/> 1143 <input type="checkbox"/> 1144 <input type="checkbox"/> 1145 <input type="checkbox"/> 1146	<input type="checkbox"/> 1112 <input type="checkbox"/> 1113 <input type="checkbox"/> 1113BK <input type="checkbox"/> 1113WH	<input type="checkbox"/> 1121 <input type="checkbox"/> 1124 <input type="checkbox"/> 1126 <input type="checkbox"/> 1128 <input type="checkbox"/> 1134 <input type="checkbox"/> 1177SH <input type="checkbox"/> 1178SH	<input type="checkbox"/> 1185 <input type="checkbox"/> 1186 <input type="checkbox"/> 1186WH
<input type="checkbox"/> 1102FEX (1 Light)								

127 mm Aperture

Frame-In Kit	Reflector Trims – See Individual Reflector Trim Specification Sheet						Enclosed Diffuser	Wall Washer
	Open Downlight							
	Alzak Reflector	Alzak Cone	Satin Cone	Baffles	Basic White	Pinhole		
<input type="checkbox"/> 1002FEX (1 Light)	<input type="checkbox"/> 1045 <input type="checkbox"/> 1046	<input type="checkbox"/> 1012 <input type="checkbox"/> 1013 <input type="checkbox"/> 1013BK <input type="checkbox"/> 1013WH	<input type="checkbox"/> 1008 <input type="checkbox"/> 1010	<input type="checkbox"/> 1005 <input type="checkbox"/> 1005WH <input type="checkbox"/> 1076 <input type="checkbox"/> 1076WH	<input type="checkbox"/> 1071	<input type="checkbox"/> 1011	<input type="checkbox"/> 1021 <input type="checkbox"/> 1024 <input type="checkbox"/> 1078	<input type="checkbox"/> 1035 <input type="checkbox"/> 1035WH <input type="checkbox"/> 1085

Features

- Mounting Ring:** .032 (#22 ga.) galvanized steel. Accommodates existing ceilings up to 51 mm thick. Attaches securely to any type of ceiling material without tools using (3) mounting straps provided. Push-in/Twist-out clips hold reflector flush to ceiling. Includes adhesive backed aperture template.
- Socket:**
 1 LIGHT: Two-pin base (Gx23-2), molded thermoplastic. Prewired to No. 18 AWM leads.
 2 LIGHT: Two-pin (Gx23-2) lamp base, molded thermoplastic. Prewired to No. 18 AWM leads.

- Socket Housing:**
 1 LIGHT: Impact extruded aluminum precisely attached to reflector by spring clips.
 2 LIGHT: Impact extruded aluminum precisely attached to reflector by spring clips. Matt black finish. Vented for effective heat dissipation.

Options & Accessories

Replacement Clips (Set of 3): 1997

WE RESERVE THE RIGHT TO CHANGE DETAILS OF DESIGN, MATERIALS AND FINISH IN ANY WAY.

LIGHTOLIER a GENLYTE company.
 631 Airport Road, Fall River, MA 02720
 (508) 679-8131 • Fax (508) 674-4710

© Copyright 1998

LIGHTOLIER®